


# Beach Santa

Story hour kit



A picture book by M.B. Paradise

Co-illustrated by Jay Asch and Erin McGrane

# Beach Santa, The Story Hour Kit

**ABOUT THE KIT:** This kit was designed for educators, booksellers, librarians, parents, grandparents, and care givers. It's ideal for parties, playgroups, or for those providing classroom crafts or simply looking for a fun book and craft on an afternoon. Best for ages 3-8.

While most children know what Santa is up to BEFORE Christmas, not many know what he does on the days AFTER Christmas. Santa needs a vacation!!

**With this kit, your readers can:**

1. Recreate Santa's ice fishing scene with a small cut-out of Santa
2. Put their own creative touches on Santa's disguises
3. Complete a "Fishing Bait" Activity page
4. Color the cookie bait page
5. Fun with fishing poles
  - a. Candy cane "fishing pole" hunt
  - b. Candy cane scavenger hunt

**The kit contains:**

- A poster and copy to share your event
- Suggested preparation
- Reproducible Activity Pages
- Instructions for activities



QR Code to Beach Santa on Amazon

## **ABOUT THE BOOK:**

### **Beach Santa**

Written by M.B. Paradise, Illustrations by Jay Asch & Erin McGrane

Paperback ISBN: 979-8-9871104-0-9

Hard cover ISBN: 979-8-9871104-1-6

Publisher: KDP and IngramSpark

Age Range: 3-8

**Book Description:** Ever wonder what happens on the night AFTER Christmas? You, guessed it, Santa is exhausted and needs a vacation! As he heads south for some fun in the sun, he's focused on three things: catching up on sleep, catching waves and catching a fish. But, as he finally dips his toes in the water, he catches wind about kids in need, and Santa jumps into action! He enlists the help of some old friends. In doing so, Santa ultimately ends up catching something...but it may not be what you think.

## **Preparing for the Story Hour:**

Locate a copy of the picture book, "Beach Santa" by M.B. Paradise

Have fun creating your own Beach Santa craft ideas or use the ideas in this kit

Make copies of Santa's Disguises, Santa's Ice Fishing Cut-outs, Fishing Bait Activity and Scuba Santa coloring page

Gather book, glue, tape, markers, crayons, child scissors, paper cups

## **Sharing the Event:**

\_\_\_If this event is for the public, we have included an event poster (page 10). Add the time, day, and location of your event.

\_\_\_If you are listing this event in a newsletter, here is some text that may help with the listing:

Most people are very familiar with all the things Santa must do to prepare for Christmas like packing his sleigh, landing on rooftops, and jumping down chimneys; BUT did you ever wonder what happens the day AFTER Christmas? Santa needs a little rest but he's also up for some fun-filled adventures. We'll be reading the picture book, Beach Santa. The book will tell us if Santa ends up "Off-Duty" and we'll also get a peek at the surprising and generous things Santa and his friends are up too.

# ACTIVITIES

## 1. Recreate Santa's Ice Fishing Scene

Print out the Santa's on page 6 using regular paper. \*Friendly reminder to print enough copies so each reader has a Santa. Cut along the dotted lines (or allow readers to use scissors and do it themselves) and then fold Santa along the solid lines. The top line folds inward (printed side to printed side). The bottom line gets folded backwards (blank side to blank side). Use tape or glue to secure Santa his fishing pail seat! (Silver paper cups can be found at discount stores, party stores, or online. Approx. \$5.00 for 25 cups)

## 2. Santa In Disguise

As you will see in the book, for Santa to truly get some rest, he needs a disguise. Print out the "Beach Santa" disguise activity page so that each reader can color in their own Santa disguises

## 3. Complete a Fishing Bait Activity Page

Print out the "Beach Santa" fishing bait activity page so that each reader can circle the objects that don't belong

## 4. Cookie Bait Coloring Page

Print out the coloring page so that each reader can color their own

## 5. Fun with fishing poles (aka mini candy canes)

- a. Candy cane "fishing pole" hunt- hide canes around room as you would an Easter egg hunt
- b. Candy cane scavenger hunt- create your own clues; here are a few clues to get you started:
  - i. To find this one you may have to walk, maybe take a peek by the chalk
  - ii. This one is near something green, maybe by a plant, it can be seen
  - iii. This one is NOT on the floor, but you may find it near a door
  - iv. This clue is not near a stencil, it might be where you sharpen your pencil

## DAY OF THE EVENT

- Hide the mini Santa cut-outs around your space within the reach of your readers!
- Read the picture book aloud to your audience.
- Invite readers to talk about some scenes from the book.

"Have you ever been to the beach? If so, what is your favorite beach activity?"

"In the story, Santa called some old friends. Who were they? How did they help Santa?"

"Were you happy that the kids didn't give up and kept searching for shells?"

"Have you done something nice for your grandparents lately, if so, what was it?"

"Now it's your turn to find something. I've hidden paper Beach Santa's in this section of the room. Once you find one, come back to the craft table."

## ACTIVITY PROMPTS

**Activity 1:** If we look at Santa ice fishing on page 11, he is sitting on a silver pail. Let's re-create the scene now using our scissors and tape.

**Activity 2:** Disguising Santa: Early in the story, Santa had to choose a disguise, color in these outfits to show how YOU would want Santa to look.

**Activity 3:** In the story, Santa is using some very unusual items for bait. Circle the ones that are NOT usually used for catching fish.

**Activity 4:** Santa tries scuba diving and sees some pretty cool things. Now you get to color in an underwater scene.

## Beach Santa

### A Cut-out for Ice Fishing



Want to recreate Santa's ice fishing scene?

1. Print this page
2. Cut along the dotted lines
3. Fold Santa on the solid lines.  
top line gets folded in  
(printed side to printed side)
4. Fold bottom line backwards  
(Blank side to blank side)
5. Santa should now easily sit up  
on a desk, bookshelf or pail

Pail Suggestions: any paper cup  
with 2" base

Use a loop of tape to attach Santa





Santa In Disguise



Do you think chocolate chip  
cookie dough is the best bait to catch a fish?

No! That's silly! CIRCLE the items below that  
you WOULD use to catch a fish, then COLOR the items  
that you WOULD NOT use to catch a fish.



Hot Cocoa



Cupcake



Minnow




Worm



Gingerbread Man



Chocolatechip  
Cookie




Fishing Lure



Candycane





# Beach Santa Story Hour

